

Number crunchers

Contents:


2x worksheets

1x answer sheet



vanjufmarjan.nl

Number crunchers






3	1
2	4

Edition 1
Level 1

www.vanjufmarjan.nl - copyright 2024

Worksheet 1



1	5
3	4

4	2
1	5

3	4
2	5

5	1
2	4

3	4
2	1


2	5
4	1

4	2
5	3

5	3
4	1

2	1
3	4

Number crunchers



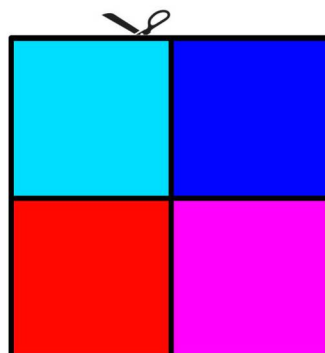

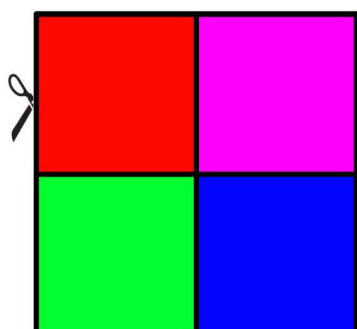






3	1
2	4

Edition 1
Level 1


www.vanjufmarjan.nl - copyright 2024

Worksheet 2

Cut out the 9 areas along the edges.



Number crunchers



3	1
2	4

Edition 1
Level 1

www.vanjufmarjan.nl - copyright 2024

Answer sheet

If you did the right thing, it should look like this.

1	5
3	4

4	2
1	5

3	4
2	5

5	1
2	4

3	4
2	1

2	5
4	1

4	2
5	3

5	3
4	1

2	1
3	4