

Number cruncher 2

Contents:


2x worksheets

1x answer sheet



vanjufmarjan.nl

Number crunchers



3	1
2	4

Edition 2
Level 2

www.vanjufmarjan.nl - copyright 2024

Worksheet 1

1

2

3

4

5

6

7

8

1	2	5
8	3	4

2	3	4
1	7	8


5	6	8
1	2	4

1	3	4
5	6	8

4	5	6
2	3	7

2	3	5
6	7	8

Number crunchers









3	1
2	4

Edition 2
Level 2


www.vanjufmarjan.nl - copyright 2024

Worksheet 2

Cut out the 6 areas along the edges.



Number crunchers



3	1
2	4

Edition 2
Level 2

www.vanjufmarjan.nl - copyright 2024

Answer sheet

If you did the right thing, it should look like this.

1	2	5
8	3	4

2	3	4
1	7	8

5	6	8
1	2	4

1	3	4
5	6	8

4	5	6
2	3	7

2	3	5
6	7	8